

Investment Strategy

LOYS Global is an actively managed investment fund that focuses on global stock selection. The stock picking approach of the fund rests on a rigorous bottom-up research process which is accompanied by a proprietary quantitative valuation system. The main characteristics of LOYS Global are its long term focus, low turnover, high active share and a preference for undervalued companies with a strong commitment on shareholder value.

Fund Information

Fund name:	LOYS Sicav - LOYS Global I
Share class:	Share Class I / Institutional Share Class
WKN:	A0LFXD
ISIN:	LU0277768098
Valor:	2845435
Information Agent:	LOYS AG
Net-Asset-Value (NAV):	1,044.80 EUR
Agio:	0.00 %
Management fee:	0.60 %
Ongoing Charges:	1.01 %
Distribution policy:	Retention
Incentive fee:	20 % of Outperformance
Benchmark:	MSCI World EUR (NTR)
Date of inception:	02. January 2007
AuM in Strategy:	215.7 million EUR
Liquidity / Price fixing:	Daily

Facts and Figures (gross)¹

Performance 1 year	-12.0 %
Performance 3 years	0.9 %
Performance 5 years	6.8 %
Performance 10 years	92.9 %
Performance YTD	-12.1 %
Performance since 02.01.2007	109.0 %
Best month*	+16.0 %
Worst month*	-20.0 %
Ratio of positive months*	62.4 %
longest losing period*	5 months
maximum drawdown*	-52.4 %
Volatility*	15.2

*observation period: since creation of the institutional share class

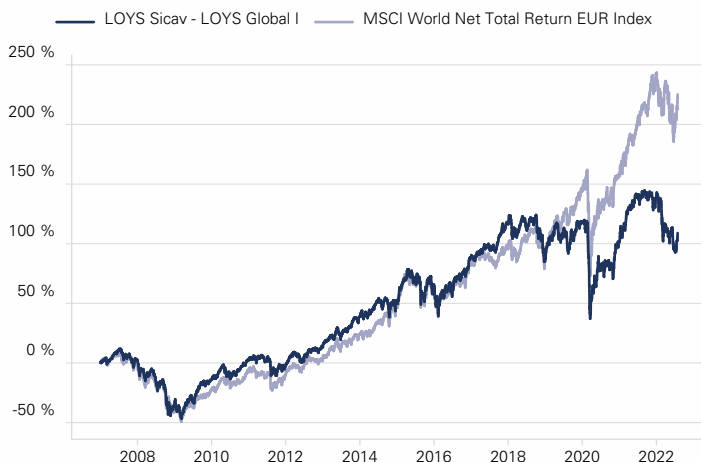
Fund Management Commentary

With a net value gain of almost 7.5%, LOYS Global had a strong July. During the last four weeks, we witnessed wild price swings on the financial markets. The euro plummeted to parity against the U.S. dollar. On the interest rate markets, a strong price rally took place at the long end, while interest rates were raised by the central banks at the short end. The commodity markets took a breather and the equity markets saw some stocks bounce in every direction. Overall, many companies reported that business was becoming more difficult at the end of the first half of the year. The United States is now in a mild recession. Inflation remained persistent. In LOYS Global, the energy sector was recently strengthened. The decisions to include Petrobras and to increase ENI were reinforced by strong quarterly reports from both companies.

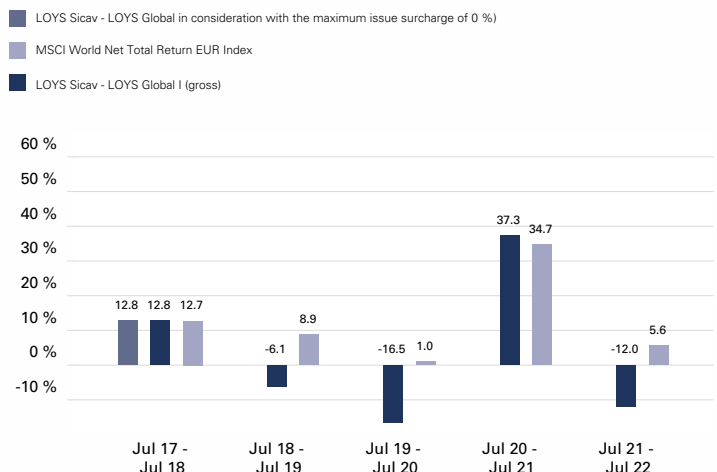

Dr. Christoph Bruns


Ufuk Boydak

Comparison of LOYS Global (gross)¹



Outperformance to MSCI World TR net €¹



Source: Bloomberg, Hauck & Aufhäuser Investment Gesellschaft S.A.

As of: 31.07.2022

Portfolio Overview LOYS Global

TOP-5-HOLDINGS (31.07.2022)

Brunel	4.24 %
Mears	4.21 %
BP	3.78 %
knowit AB	3.76 %
AcadeMedia	3.18 %

Country-Allocation (31.07.2022)

Germany	23.16 %
Japan	14.20 %
Great Britain	12.25 %
USA	8.42 %
Netherlands	7.99 %

Industries-Allocation (31.07.2022)

Industrials	21.09 %
Information Technology	18.45 %
Consumer Discretionary	15.83 %
Energy	14.02 %
Health Care	6.40 %

Source: Hauck & Aufhäuser Investment Gesellschaft S.A.

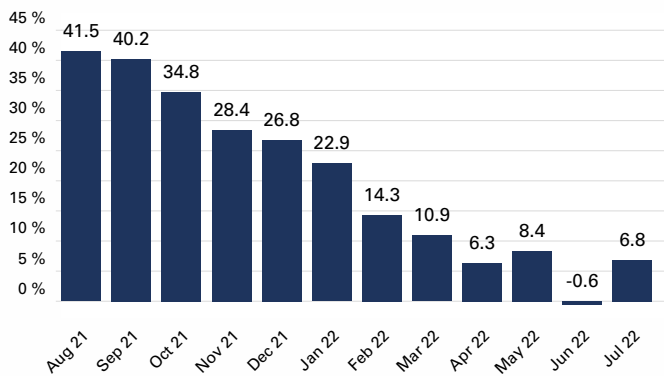
Performance in Percent (gross)¹

Year	Jan	Feb	Mar	Apr	May	Jun	Jul	Aug	Sep	Oct	Nov	Dec	Year
2012	4.4	4.8	1.2	-0.5	-4.6	-0.4	6.3	0.5	2.0	-0.3	0.8	1.6	16.4
2013	4.1	1.6	2.2	0.4	3.8	-3.6	2.6	0.2	3.2	4.7	0.6	1.3	22.9
2014	0.3	1.8	0.5	1.0	3.3	1.5	-0.2	0.8	-0.1	-2.2	2.5	-0.2	9.3
2015	5.9	4.0	2.4	1.6	0.6	-4.3	1.6	-6.0	-4.7	10.3	2.2	-3.8	8.9
2016	-7.9	-0.4	5.7	2.6	1.4	-3.2	5.6	0.9	0.6	2.6	0.3	5.5	13.5
2017	-0.8	2.0	2.0	0.7	0.5	-0.8	0.2	-0.9	5.9	3.5	0.5	1.8	15.4
2018	-0.0	-2.2	-2.8	4.7	1.1	-2.6	3.5	0.3	0.9	-6.7	-1.2	-10.1	-14.8
2019	8.4	2.4	1.1	4.1	-6.2	2.7	-0.6	-3.6	4.5	0.8	3.3	0.6	18.0
2020	-3.3	-8.2	-20.0	11.7	3.2	1.1	-4.2	6.7	-2.9	-4.7	16.0	2.0	-7.5
2021	1.5	2.9	8.7	0.1	2.4	1.6	-0.5	1.9	-0.7	-0.2	-4.9	4.2	17.8
2022	-2.1	-6.5	-2.1	-2.4	2.2	-8.8	7.7	-	-	-	-	-	-12.1

Source: CleverSoft FondsDB™

As of: 31.07.2022

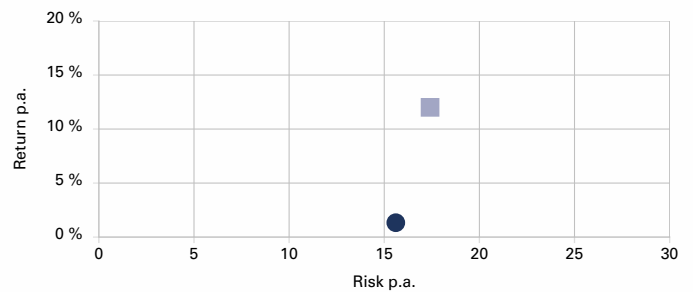
Rolling 5-year Intervals (gross)¹



Source: CleverSoft FondsDB™; as per end of month

As of: 31.07.2022

Return/Risk Diagram



● LOYS Sicav - LOYS Global I ■ MSCI World Net Total Return EUR Index

Timeframe: July 2017 - July 2022

Source: Bloomberg, Hauck Aufhäuser Lampe Privatbank AG

As of: 31.07.2022

LOYS AG at a Glance

Company Philosophy

- Owner-managed independent company with aligned interests
- Board and management are invested in the funds
- Specialization on equity markets
- Fair and transparent fee structure

Investment Philosophy

- Active and consequent fund management
- Value driven, fundamental bottom-up approach
- Investments are defined by quantitative and qualitative factors
- Consistent execution of investment decisions

Fund Manager

- Highly experienced Fund Management
- Proven, successful track-record
- Continuous outperformance of MSCI World Index
- Backed by experienced, qualified investment team

Contact

LOYS AG

Barckhausstr. 10
60325 Frankfurt am Main
T: 069-2475444-0
F: 069-2475444-19
Mail: info@loys.de
www.loys.de

Important Information:

¹The gross value development (BVI method) takes into account all costs incurred at fund level (for example, the management fee) with the exception of any front-end load that may be incurred (this is otherwise marked separately). Additional costs may be incurred individually at customer level (e.g. custody account fees, commissions and other fees). Model calculation (net): One investor would like to purchase units for EUR 1000. With a maximum initial sales charge of 5%, he or she must spend a one-off of EUR 50. Additionally, custody account costs may be incurred which affect the performance of the portfolio reduce the deposit costs. The custody account costs result from the price and service list of your Bank. This document is for informational purposes only and does not constitute an offer or solicitation of an offer for the LOYS Sicav - LOYS Global and may not be used as an offer or solicitation. Predictive statements are based on assumptions. Since all assumptions, predictions and statements simply reflect the current view of future events, they are quite naturally subject to inherent risks and uncertainties. Thus, they should not be regarded as guarantees or promises regarding future performance. Investors are alerted that future performance can vary greatly from past results. Especially performance results referring to a period of less than twelve months (Year-to-date-performance, start of investment fund within the last twelve months) does not reliably indicate future results due to the short period of comparison. Hence, the future performance of the investment cannot be guaranteed. Sole basis for the purchase of units are the offering documents of this product (the latest prospectus, the Key Investor Information Document, the latest statement of accounts and - if older than 8 months - the latest half-year review) that can be requested free of charge from LOYS AG, Barckhausstr. 10, 60325 Frankfurt am Main, from HAUCK & AUFHÄUSER INVESTMENT GESELLSCHAFT S.A., R.C.S.LUXEMBURG NR. B. 31.093, 1c, rue Gabriel Lippmann, L - 5365 Munsbach, as well as from representative in Switzerland ACOLIN Fund Services AG, Leutschenbachstrasse 50, 8050 Zurich, www.acolin.ch and from the paying agent in Switzerland, Frankfurter Bankgesellschaft (Schweiz) AG, Börsenstrasse 16, Postfach, 8022 Zürich. The paying and information agent in Germany is Hauck & Aufhäuser Privatbankiers KGaA, Kaiserstraße 24, D-60311 Frankfurt am Main.

The units issued by this fund may only be offered for purchase or sold in jurisdictions in which such offer or sale is permitted. The units of this fund may not therefore be offered for purchase or sold within the USA or to or for the account of US citizens or US persons domiciled in the USA. This document and the information contained herein may not be distributed in the USA. The distribution and publication of this document and the offering or sale of the fund's units may be subject to restrictions in other jurisdictions as well.

The sales documents of the fund can be obtained free of charge from:
and paying agent in Switzerland

LOYS AG
Barckhausstr. 10
60325 Frankfurt am Main

and by the

LOYS Investment S.A.
1c, rue Gabriel Lippmann
5365 Munsbach

as well as

Schweizer Vertreter ACOLIN
Fund Services AG
Leutschenbachstrasse 50
8050 Zürich
www.acolin.ch

Frankfurter Bankgesellschaft (Schweiz) AG
Börsenstrasse 16
Postfach
CH-8022 Zürich

These documents may also be obtained from the
German Paying and Information Agent

Hauck & Aufhäuser Privatbankiers KGaA
Kaiserstraße 24
D-60311 Frankfurt am Main

Member of:

