

## Investment Strategy

LOYS Global is an actively managed investment fund that focuses on global stock selection. The stock picking approach of the fund rests on a rigorous bottom-up research process which is accompanied by a proprietary quantitative valuation system. The main characteristics of LOYS Global are its long term focus, low turnover, high active share and a preference for undervalued companies with a strong commitment on shareholder value.

## Facts and Figures (gross)

|                              |          |
|------------------------------|----------|
| Performance 1 year           | -8.8 %   |
| Performance 3 years          | -7.3 %   |
| Performance 5 years          | -11.1 %  |
| Performance 10 years         | 27.8 %   |
| Performance YTD              | 2.8 %    |
| Performance since 02.01.2007 | 106.0 %  |
| Best month*                  | 15.2 %   |
| Worst month*                 | -16.0 %  |
| Ratio of positive months*    | 59.9 %   |
| longest losing period*       | 5 months |
| maximum drawdown*            | -52.4 %  |
| Volatility*                  | 15.0 %   |

\*observation period: since creation of the institutional share class

## Comparison of LOYS Global (gross)<sup>1</sup>



## Fund Information

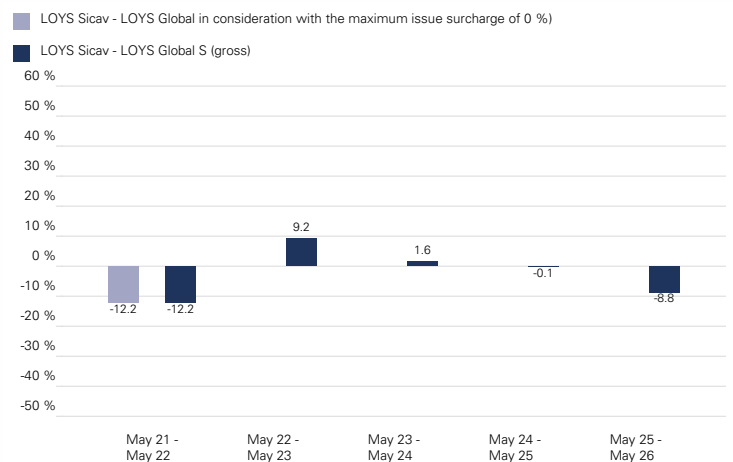
|                           |   |
|---------------------------|---|
| Fund name:                | LOYS Sicav - LOYS Global S                |
| Share class:              | Share class S / Institutional Share Class |
| WKN:                      | A0LFXD                                    |
| ISIN:                     | LU0277768098                              |
| Valor:                    | 2845435                                   |
| Information Agent:        | LOYS AG                                   |
| Net-Asset-Value (NAV):    | 1,029.79 EUR                              |
| Agio:                     | 0.00 %                                    |
| Management fee:           | 0.45 %                                    |
| Ongoing Charges:          | 1.00 %                                    |
| Distribution policy:      | Retention                                 |
| Incentive fee:            | None                                      |
| Date of inception:        | 02. January 2007                          |
| AuM in Strategy:          | 86.0 million EUR                          |
| Liquidity / Price fixing: | Daily                                     |

\* management fees cover all fund expenditures, no hidden fees

## Fund Management Commentary

The LOYS Global fund kicked off the spring with a strong rally. During April, the fund's net asset value rose by approximately 5.2%. A cease-fire in the Middle East and hopes for the free flow of goods through the Strait of Hormuz sparked a recovery rally in the stock markets. In addition, several companies reported strong results for the first quarter of the year. The bond markets also saw some stabilization following the turmoil in Iran, although inflation rates rose globally. Nevertheless, German 10-year government bonds are now yielding over 3%. In the currency markets, the euro strengthened, partly due to the election in Hungary. The oil price, which stood at \$110 at the end of the month, is a cause for concern. During April, the fund management team established initial positions in Randstad, Adecco, Lululemon, and Kyndryl. Profits were taken on the hardware manufacturers Dell and Advanced Micro Devices.

## Rolling 12 months intervals (gross)<sup>1</sup>



Source: Bloomberg, Hauck & Aufhäuser Investment Gesellschaft S.A.

As of: 12.05.2026

## Portfolio Overview LOYS Global

### TOP-5-HOLDINGS (12.05.2026)

|                |        |
|----------------|--------|
| EDAG           | 4.50 % |
| MAX Automation | 3.90 % |
| Mitek Systems  | 3.29 % |
| König & Bauer  | 2.35 % |
| 888 Holdings   | 2.33 % |

### Country-Allocation (12.05.2026)

|                |         |
|----------------|---------|
| USA            | 36.70 % |
| Deutschland    | 16.85 % |
| Großbritannien | 7.72 %  |
| Schweiz        | 7.51 %  |
| Frankreich     | 6.67 %  |

### Industries-Allocation (12.05.2026)

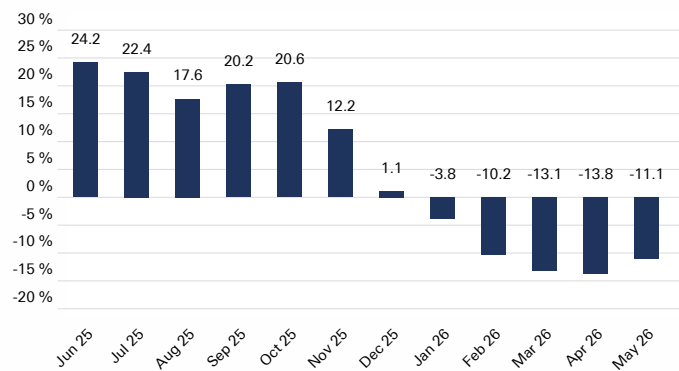
|                        |         |
|------------------------|---------|
| Information Technology | 23.16 % |
| Consumer Discretionary | 17.98 % |
| Industrials            | 13.36 % |
| Health Care            | 10.97 % |
| Financials             | 8.20 %  |

Source: Hauck & Aufhäuser Investment Gesellschaft S.A.

### Performance in Percent (gross)

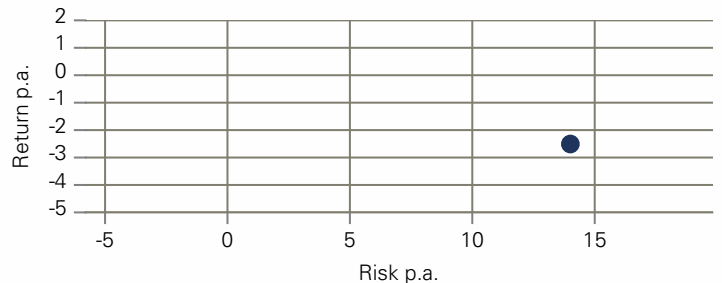
| Year | Jan  | Feb  | Mar   | Apr  | May  | Jun  | Jul  | Aug  | Sep  | Oct  | Nov   | Dec   | Year  |
|------|------|------|-------|------|------|------|------|------|------|------|-------|-------|-------|
| 2017 | -0.8 | 2.0  | 2.0   | 0.7  | 0.5  | -0.8 | 0.2  | -0.9 | 5.9  | 3.5  | 0.5   | 1.8   | 15.4  |
| 2018 | -0.0 | -2.2 | -2.8  | 4.7  | 1.1  | -2.6 | 3.5  | 0.3  | 0.9  | -6.7 | -1.2  | -10.1 | -14.8 |
| 2019 | 8.4  | 2.4  | 1.1   | 4.1  | -6.2 | 2.7  | -0.6 | -3.6 | 4.5  | 0.8  | 3.3   | 0.6   | 18.0  |
| 2020 | -3.3 | -8.2 | -20.0 | 11.7 | 3.2  | 1.1  | -4.2 | 6.7  | -2.9 | -4.7 | 16.0  | 2.0   | -7.5  |
| 2021 | 1.5  | 2.9  | 8.7   | 0.1  | 2.4  | 1.6  | -0.5 | 1.9  | -0.7 | -0.2 | -4.9  | 4.2   | 17.8  |
| 2022 | -2.1 | -6.5 | -2.1  | -2.4 | 2.2  | -8.8 | 7.7  | -4.0 | -8.4 | 6.5  | 6.4   | -3.2  | -15.3 |
| 2023 | 7.5  | 2.1  | -1.3  | 2.6  | -3.3 | 2.8  | 3.0  | -3.2 | -2.8 | -6.6 | 4.8   | 7.5   | 12.7  |
| 2024 | -0.7 | -3.5 | 2.6   | -0.7 | 4.4  | -4.0 | 4.0  | -4.6 | -1.0 | -2.2 | 6.6   | 4.1   | 4.2   |
| 2025 | 3.4  | -1.3 | -6.0  | -7.3 | 4.9  | -1.2 | 0.9  | 1.2  | 0.6  | 0.4  | -10.0 | -0.9  | -15.3 |
| 2026 | -2.4 | 1.5  | -1.1  | 5.3  | -0.5 | -    | -    | -    | -    | -    | -     | -     | 2.8   |

### Rolling 5-year Intervals (gross)



Source: CleverSoft FondsDB™, as per end of month

### Return/Risk Diagram



● LOYS Sicav - LOYS Global S

Timeframe: May 2021 - May 2026

Source: Bloomberg, Hauck Aufhäuser Lampe Privatbank AG

### LOYS AG at a Glance

#### Company Philosophy

- Owner-managed independent company with aligned interests
- Board and management are invested in the funds
- Specialization on equity markets
- Fair and transparent fee structure

#### Investment Philosophy

- Active and consequent fund management
- Value driven, fundamental bottom-up approach
- Investments are defined by quantitative and qualitative factors
- Consistent execution of investment decisions

#### Fund Manager

- Highly experienced Fund Management
- Proven, successful track-record
- Continuous outperformance of MSCI World Index
- Backed by experienced, qualified investment team

### Contact

**LOYS AG**  
 Barckhausstr. 10  
 60325 Frankfurt am  
 Main  
 T: 069-2475444-0  
 F: 069-2475444-19  
 Mail: [info@loys.de](mailto:info@loys.de)  
[www.loys.de](http://www.loys.de)

**Important Information:**

The gross value development (BVI method) takes into account all costs incurred at fund level (for example, the management fee) with the exception of any front-end load that may be incurred (this is otherwise marked separately). Additional costs may be incurred individually at customer level (e.g. custody account fees, commissions and other fees). Model calculation (net): One investor would like to purchase units for EUR 1000. With a maximum initial sales charge of 5%, he or she must spend a one-off of EUR 50. Additionally, custody account costs may be incurred which affect the performance of the portfolio reduce the deposit costs. The custody account costs result from the price and service list of your Bank. This document is for informational purposes only and does not constitute an offer or solicitation of an offer for the LOYS Sicav - LOYS Global and may not be used as an offer or solicitation. Predictive statements are based on assumptions. Since all assumptions, predictions and statements simply reflect the current view of future events, they are quite naturally subject to inherent risks and uncertainties. Thus, they should not be regarded as guarantees or promises regarding future performance. Investors are alerted that future performance can vary greatly from past results. Especially performance results referring to a period of less than twelve months (Year-to-date-performance, start of investment fund within the last twelve months) does not reliably indicate future results due to the short period of comparison. Hence, the future performance of the investment cannot be guaranteed. Sole basis for the purchase of units are the offering documents of this product (the latest prospectus, the Key Investor Information Document, the latest statement of accounts and - if older than 8 months - the latest half-year review) that can be requested free of charge from LOYS AG, Barckhausstr. 10, 60325 Frankfurt am Main, from HAUCK & AUFHÄUSER INVESTMENT GESELLSCHAFT S.A., R.C.S.LUXEMBURG NR. B. 31.093, 1c, rue Gabriel Lippmann, L - 5365 Munsbach, as well as from representative in Switzerland 1741 Group, Burggraben 16, 9000 St. Gallen, [www.1741group.com](http://www.1741group.com) and from the paying agent in Switzerland, Frankfurter Bankgesellschaft (Schweiz) AG, Börsenstrasse 16, Postfach, 8022 Zürich). The paying and information agent in Germany is Hauck & Aufhäuser Privatbankiers KGaA, Kaiserstraße 24, D-60311 Frankfurt am Main.

The units issued by this fund may only be offered for purchase or sold in jurisdictions in which such offer or sale is permitted. The units of this fund may not therefore be offered for purchase or sold within the USA or to or for the account of US citizens or US persons domiciled in the USA. This document and the information contained herein may not be distributed in the USA. The distribution and publication of this document and the offering or sale of the fund's units may be subject to restrictions in other jurisdictions as well.

Sales documents for the fund are available free of charge from:

LOYS AG  
Barckhausstr. 10  
60325 Frankfurt am Main

Hauck & Aufhäuser Fund Services S.A.  
1c, rue Gabriel Lippmann  
5365 Munsbac

Hauck Aufhäuser Lampe Privatbank AG, Niederlassung Luxemburg  
7, rue Gabriel Lippmann  
L-5365 Munsbach

Hauck Aufhäuser Lampe Privatbank AG  
Kaiserstraße 24  
60311 Frankfurt am Main

Existing memberships of the LOYS AG:

